



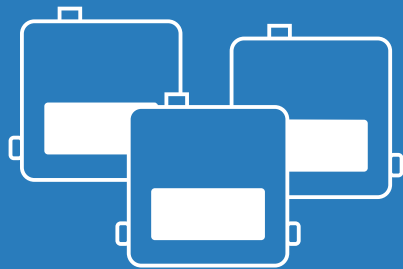
盛慶企業有限公司

SHENG-CING INSTRUMENTS CO.,LTD

高雄: 07-3135388 台北: 02-28084030

E-mail: service@shengcing.com

www.shengcing.com



MFS



PRODUCTS

MEASUREMENT & DETECTION




MFS THERMAL BASED FLOW SENSOR

ELVEFLOW.COM/MICROFLUIDIC-FLOW-CONTROL-PRODUCTS/MICROFLUIDIC-FLOW-CONTROL-MODULE/MICROFLUIDIC-LIQUID-MASS-FLOW-SENSORS/



HIGH-ACCURACY FLOW MONITORING AND CONTROL



High accuracy liquid volumetric flow sensors for **ultra low flow rate monitoring**. The thermal based flow sensor comes with an M8 4 pin electrical connection, it can be controlled directly through the Elveflow software.

- ✓ 5 FLOW RATE RANGES
- ✓ HIGH CHEMICAL COMPATIBILITY

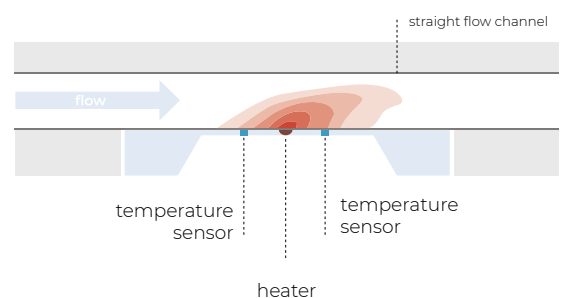
UNIQUE PERFORMANCES

- > Calibrated flows from **0.07 µL/min to 5,000 µL/min**
- > Sensor response time: **40 ms**
- > Resolution **down to 1.5 pL/s**

APPLICATIONS

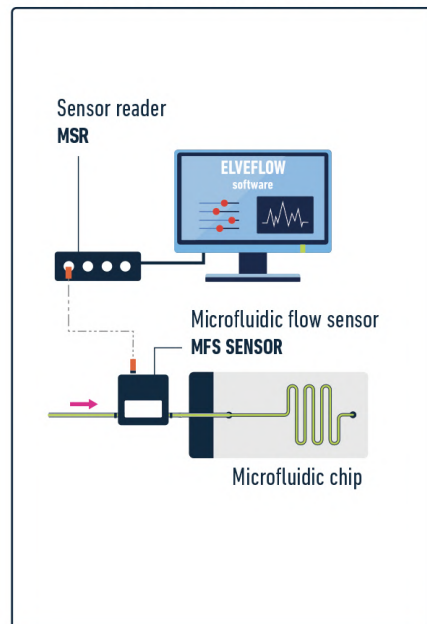
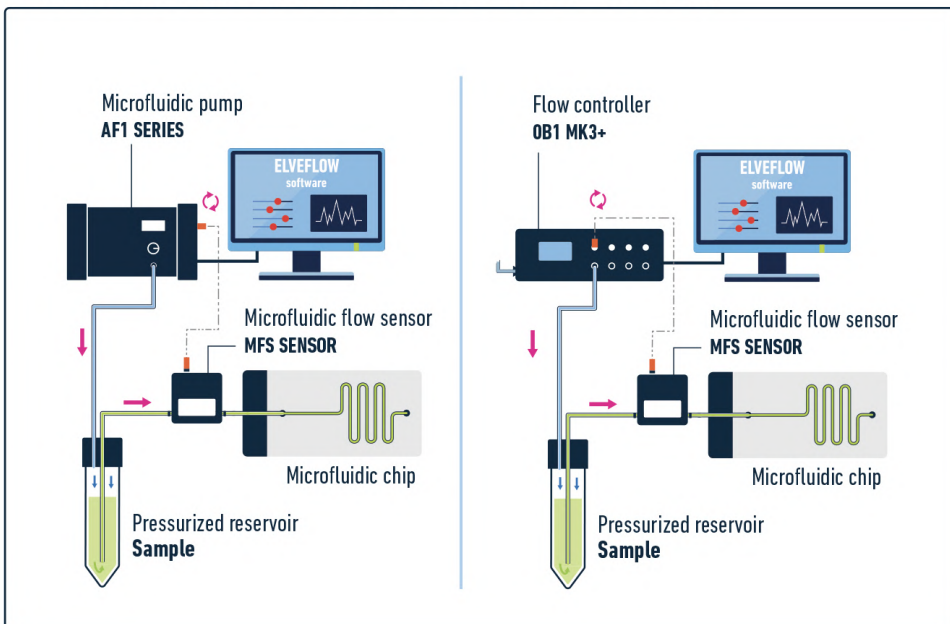
- > Couple with an OB1 flow controller for direct flow rate control
- > Bi-directional flow rate measurement (positive & negative)

PRINCIPLE



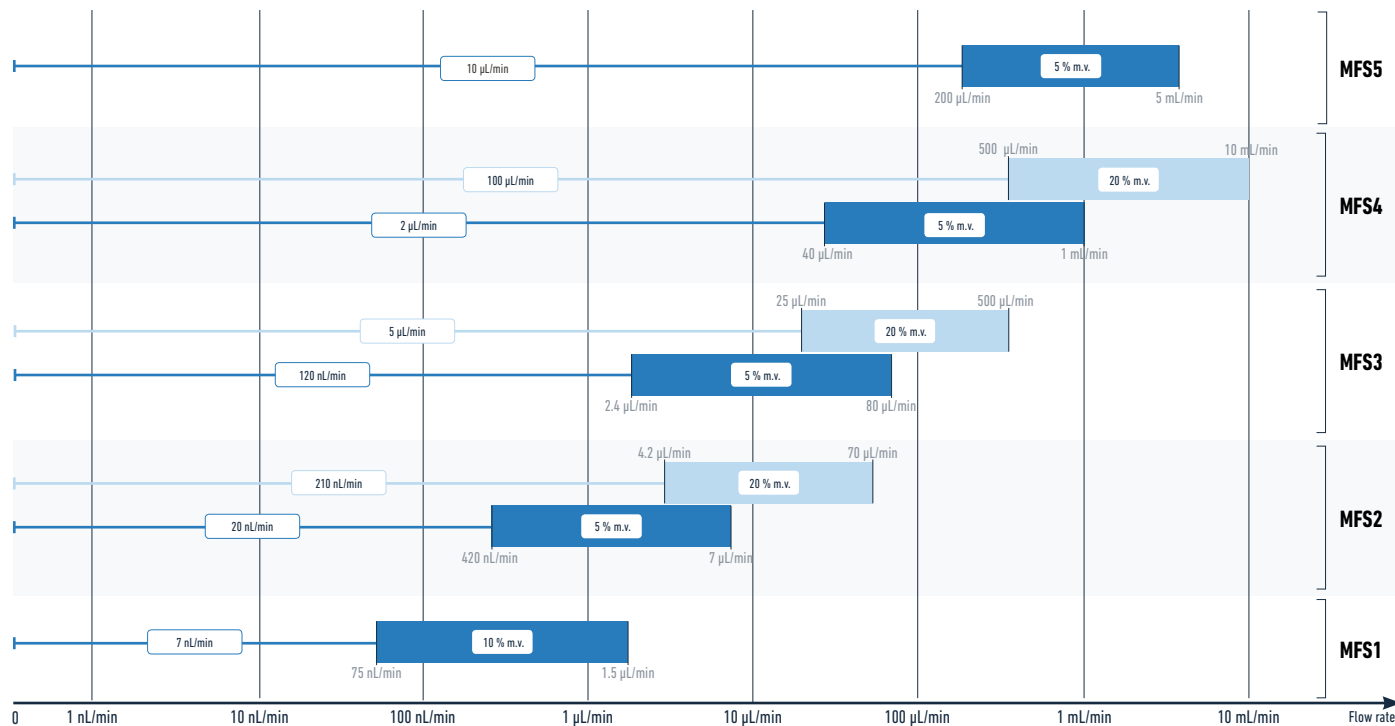
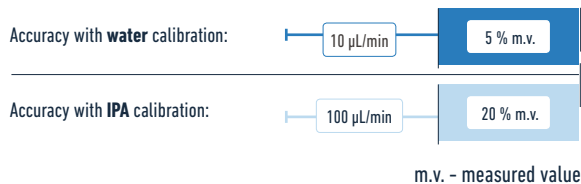
WITH ELVEFLOW FLOW CONTROLLERS: MONITORING + CONTROL

WITH SENSOR READER: MONITORING



TECHNICAL SPECIFICATIONS

MFS FLOW RATE RANGES AND ACCURACY



MFS FLOW SENSORS	MFS 1	MFS 2	MFS 3	MFS 4	MFS 5			
Media calibration	water	water	IPA	water	IPA	water	IPA	water
Flow rate range	0 to ± 1.5 µL/min	0 to ± 7 µL/min	0 to ± 70 µL/min	0 to ± 80 µL/min	0 to ± 500 µL/min	0 to ± 1 mL/min	0 to ± 10 mL/min	0 to ± 5 mL/min
Accuracy m.v. - measured value applies to negative values (bi-directional)	7 nL/min between [0 to 75] nL/min	20 nL/min between [0 to 0.42] µL/min	210 nL/ min between [0 to 4.2] µL/min	120 nL/ min between [0 to 2.4] µL/min	5 µL/min between [0 to 25] µL/min	2 µL/min between [0 to 0.04] mL/min	100 µL/ min between [0 to 0.5] mL/min	10 µL/min between [0 to 200] µL/min
	10 % m.v. between [75 to 1,500] nL/min	5 % m.v. between [0.42 to 7] µL/min	20 % m.v. between [4.2 to 70] µL/min	5 % m.v. between [2.4 to 80] µL/min	20 % m.v. between [25 to 500] µL/min	5 % m.v. between [0.04 to 1] mL/min	20 % m.v. between [0.5 to 10] mL/min	5 % m.v. between [0.2 to 5] mL/min
Repeatability m.v. - measured value applies to negative values (bi-directional)	0.9 nL/min between [0 to 80] nL/min	3.5 nL/ min between [0 to 0.7] µL/min	7 nL/min between [0 to 0.7] µL/min	8 nL/min between [0 to 1.4] µL/min	0.25 µL/ min between [0 to 25] µL/min	0.2 µL/ min between [0 to 0.04] mL/min	5 µL/min between [0 to 0.5] mL/min	1 µL/min between [0 to 0.2] mL/min
	< 1 % m.v. between [80 to 1,500] nL/min	0.5 % m.v. between [0.7 to 7] µL/min	1 % m.v. between [0.7 to 70] µL/min	0.5 % m.v. between [1.4 to 80] µL/min	1 % m.v. between [25 to 500] µL/min	0.5 % m.v. between [0.04 to 1] mL/min	1 % m.v. between [0.5 to 10] mL/min	0.5 % m.v. between [0.2 to 5] mL/min
Pressure drop at full scale flow rate, 23 °C	1 bar	3 mbar	60 mbar	1 mbar	7 mbar	< 1 mbar	5 mbar	< 1 mbar
Total internal volume	1 µL	1.5 µL		5 µL		25 µL		80 µL
Sensor inner diameter	25 µm	150 µm		430 µm		1.0 mm		1.8 mm
Operating pressure	200 bar			100 bar		15 bar		15 bar
Burst pressure	400 bar			200 bar		30 bar		30 bar
Microfluidic fitting type	UNF 1/4-28							
Wetted material	PEEK							
Internal sensor capillary material	Quartz				Borosilicate glass			

Non-contractual information, may be changed without notice.

ELECTRICAL INPUT: 8V  100 mA **ANALOG OUTPUT:** 0 - 5 V **FLOW SENSOR SIZE** (length x width x height): 58 x 52 x 23 mm **WEIGHT:** 102 g

Excellent chemical resistance and bio-compatibility are ensured
 Liquid Flow Sensor enables fast, and non invasive measurements of very low liquid flow rate below 5mL/min
 The product comes fully calibrated for water
 Flow calibration for methanol or other media is available on request (all data for medium H2O, 20°C, 1 bar unless otherwise noted)

The recommended storage temperature range from -10°C to +60°C
 The operating temperature is +10°C to +50°C
 The flow sensor shows bi-directional and linear transfer characteristics